


COVID - 19 Antigen Test Kit

The pathogen of novel coronavirus pneumonia is the novel coronavirus. WHO has officially named the disease as corona virus diseases 2019 (COVID-19). Due to the urgent market demand of rapid and reliable coronavirus (COVID-19) detection solutions, Artron Laboratories inc. introduce you its COVID-19 Antigen Test Kit as your one stop infectious diagnostic solution.

It is a rapid and covenant immunochromatographic assay for qualitative detection of COVID-19 Antigen from nasal swab, nasopharyngeal swab, endotracheal aspirate or bronchoalveolar lavage.



Specimen : Nasopharyngeal/Nasal Swab specimens



Time : Read result in 15 min

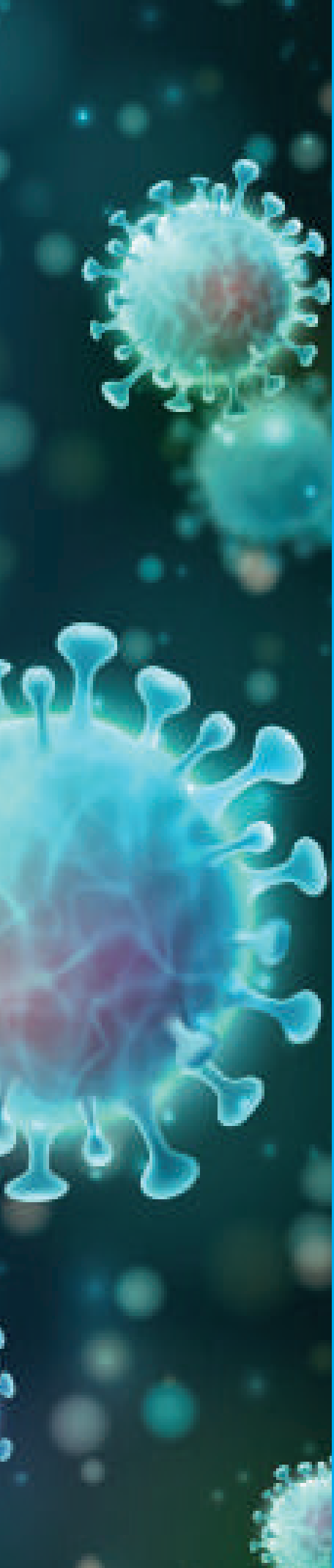


Sensitivity : 96.7%



Specificity : 100%





Intended Use

Artron COVID-19 Antigen Test is a rapid and convenient immunochromatographic assay for the qualitative detection of COVID-19 antigen (viral nucleoprotein) from nasopharyngeal/nasal swab obtained from patients with signs and symptoms of respiratory infection. This test is for administration by healthcare workers and labs only, as an aid to early diagnosis of SARS-CoV-2 infection in patients with clinical symptoms of SARS-CoV-2 infection. It provides only an initial screening test result. This product is strictly for medical professional use only and not intended for personal use. The result of this test should not be the sole basis for the diagnosis and the test results should be confirmed by Real-Time Reverse Transcriptase (RT)-PCR Diagnostic kit. The test is intended for professional and laboratory use.

Package Contents

- Test Cassette
- Extraction Buffer Bottle (two per box, 6ml per bottle, total of 12 ml buffer)
- Reagent Tube with Cap
- Sterilized Nasopharyngeal/Nasal Swab
- Test Instruction

1. Add 400ul extraction buffer (approximately 12 drops) into the reagent tube.



2. Add Nasal/Nasopharyngeal swab to the tube with extraction buffer.



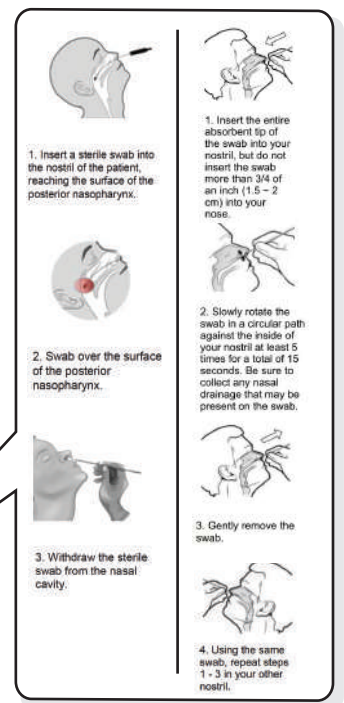
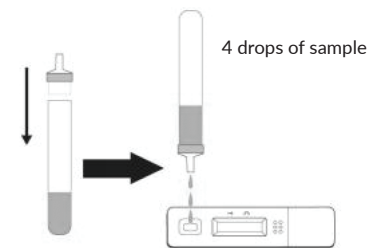
3. Vigorously rotate and twist the swab against the side of the tube at least 10 times.



4. Squeeze the sides of the tube to obtain as much liquid as possible. Dispose of swab properly.



5. Apply the cap to the tubes with specimen, and hold the tube vertically, add 4 drops (about 120 µl) of the specimen without air bubbles into the sample well.



*Please consult IFU for complete procedure while using the test.



AW Sales & Distribution Ltd.
Unit 101, 616 – 71 Avenue SE
Calgary, AB T2H 2R1

1-877-596-0813 sales@awsales.ca